

Data subject to change without prior notice
Edition 10/2022 © 2022 JMG Cranes S.p.A. All rights reserved
Rev. 2 - 10/22

JMG Cranes S.p.A.

Sales & Service Office

Via Bergamo, 142

26100 Cremona - Italy

t +39 0372 1786738

Production Plant

Via Zuccherificio, 2

29010 Sarmato (PC) - Italy

t +39 0523 8486

e info@jmgcranes.com



Electric Pick & Carry Cranes



MC 250.09FL (metric)
Max Capacity hydraulic forks
25t@0.9m

www.jmgcranes.com



MC 250.09FL

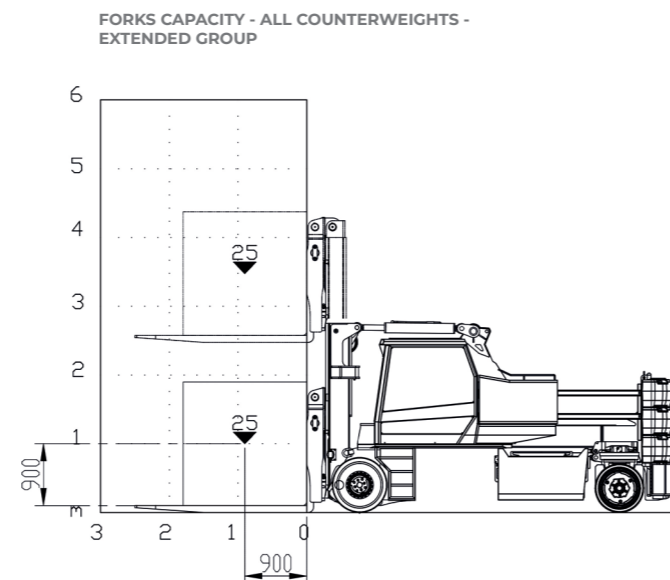
- REAR GROUP WITH TWO INDEPENDENT ROTATION GROUPS
- FRONT WHEELS DRIVE WITH COUNTERROTATION
- MAST FREE LIFT
- REMOVABLE COUNTERWEIGHTS
- REMOVABLE GROUP

i Technical features

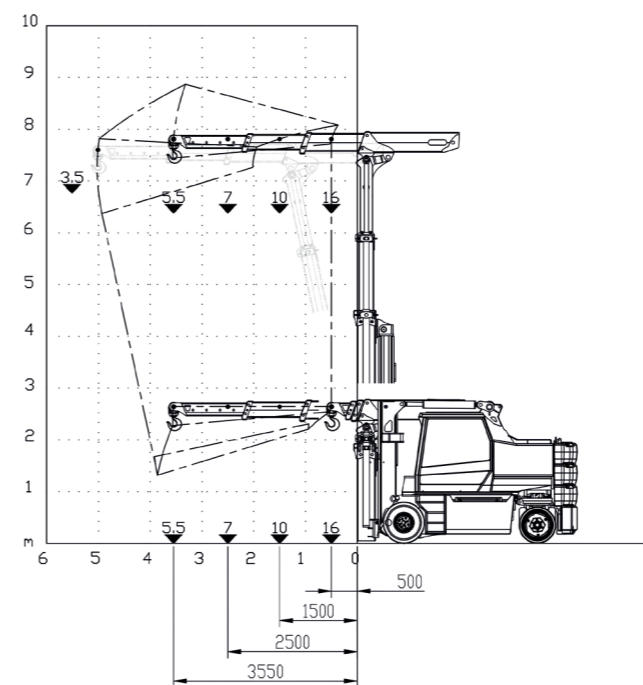
Forks with extended group	25t@0.9m
Forks with retracted group	16.5t@0.9m
Dimensions	4120x1800x2850 mm

	Front-wheels drive. N°2 electric motors AC 12 kW 96V		Hydraulically foot controlled service brake on all wheels, hydraulically automatic or button controlled parking brake on front wheels
	Total with forks Kg. 25.000 Total with crane boom Kg. 27.500 Weight support and fork lenght Kg. 3.000 Crane boom weight Kg. 3.000 Removable ballasts weight Kg. 6.000		Fabricated from preformed and welded quality steel plate
	96 V - 1050 Ah		Mast angle inclination +12°/-7°
	Front 800x674 in polyurethane cushion rear wheels: nr 4 in cushion 28x10x22		N° 1 electric motor AC 35kW 96V
	Steering -90°/+90°		

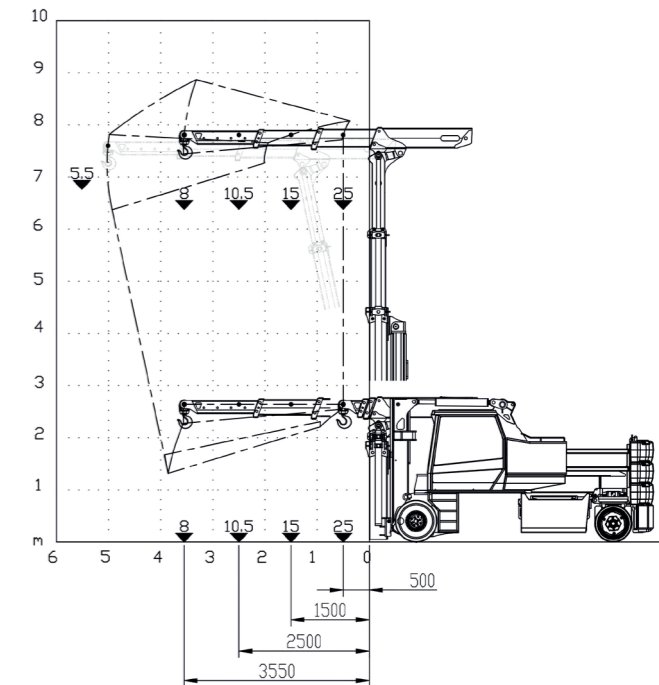
Load charts



BOOM CAPACITY ON THE MAST - ALL COUNTERWEIGHTS - RETRACTED GROUP



BOOM CAPACITY ON THE MAST - ALL COUNTERWEIGHTS - RETRACTED GROUP



Optionals:

- HYDRAULIC CRANE BOOM WITH ELECTRONIC SAFE LOAD INDICATOR AND TILTING MOMENT LIMITER
- NON MARKING TIRES
- RADIO REMOTE CONTROL
- ATEX CONVERSIONS
- CUSTOMIZED PAINTING

EU Standards CE

	EN 13000:2014 WITH HYDRAULIC BOOM
	EN 22915:2022 EN 3691:2015 and subsequent modifications

Dimensions

